



Wockhardt Limited
Regd. Office:
Wockhardt Towers
Bandra Kurla Complex
Bandra (East), Mumbai 400 051, India
Phone : 91-22-2653 4444
Fax : 91-22-2653 4242
Website : www.wockhardt.com

August 10, 2012

My dear Shareowners,

Wockhardt's results are the reflection of our real Joy of Performing. Our sustained EBITDA and PAT performance, both in terms of value and margins has ushered your Company amongst the Top 3 Indian Pharma Companies with...

95% growth in Profit After Tax at ₹378 crores

61% growth in EBITDA at ₹502 crores

35% growth in Revenues at ₹1426 crores in the 1st Quarter of FY2012-13



As you are aware, Wockhardt recently concluded the divestment of its Nutrition business to Danone for ₹1280 crores. This has significantly improved the balance sheet position for the company and its Net Debt to Equity ratio now stands below 1.

It is with immense grief that we mourn the death of late Dr. Abid Hussain, India's former ambassador to USA and a non-executive director on the board of Wockhardt. He passed away on June 21st 2012. Wockhardt has also appointed Dr. Sanjaya Baru, a noted economist and former media advisor to the Prime Minister of India and D S Brar, ex-CEO and MD of Ranbaxy, as non-executive directors on the board.

This is Wockhardt's transformation. I want to congratulate each and every one of you on your Company's significant performance. I eagerly look forward to meeting you in person at the Annual General Meeting and share with you this Joy of Performing!

God bless you and your family.

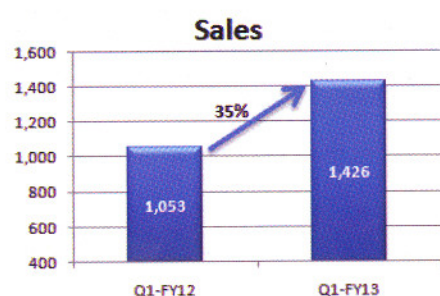
Warm regards,

Dr. Habil Khorakiwala
Founder Chairman & Group CEO

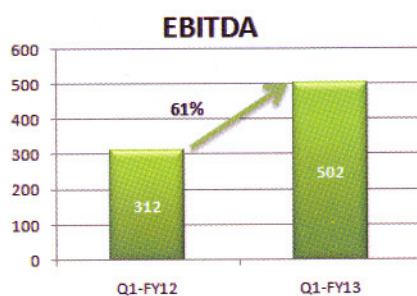
BUSINESS HIGHLIGHTS:

- ☛ **International operations** contributes **77%** of global revenues **for the quarter** with growth of **45%**
- ☛ **US Business**
 - Contributes **46%** of global revenues **for the quarter** with growth of **78% (45% on \$ basis)**
 - **8th** consecutive quarter of sequential growth in revenues
 - Launch of **LEC** as Authorised Generic. Captures **70% market share**
 - Launch of two OTC products **Lansoprazole OTC** and **Fexofenadine OTC** during the quarter
 - **1 product approval** received during the quarter and **4 product applications** filed during the quarter
- ☛ **Europe Business**
 - Continues as **No.1 Branded Generic Company in Ireland** with **30% Market Share**
 - Continues as **No.1 Indian generic company and 3rd largest generic company in UK**
 - Grows by **21%** (excluding France). France declined by 25%
 - Growth in **UK markets at 31% (11% on £ basis)**
 - Growth in **Irish market at 16% (8% on € basis)**
- ☛ **India & Emerging Markets Business**
 - India Branded segment grows by **9%**. Overall Indian Business grows by **10%**
 - **Emerging Markets** Business grows by **30%**
- ☛ Awards
 - **HDMA** (Health care Distribution Management Association) presented **Wockhardt USA with DIANA - 2012 award** (Distribution industry Awards for Notable Achievement). The award is presented to recognize manufacturers for continuously fostering trading partner relationship with the distributors by creating exceptional business practices that advance trade relations and benefit the entire healthcare chain.

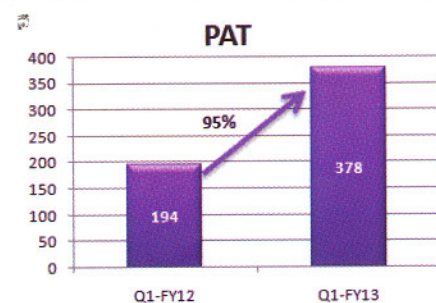
PERFORMANCE HIGHLIGHTS Q1FY13 vs. Q1FY12:



Sales at ₹ 1426 crores



EBITDA Margins at 35%

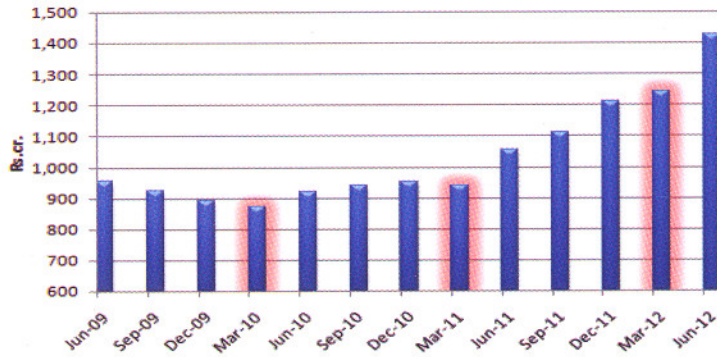


PAT grows by 95%

- ☛ Consolidated revenues at ₹1,426 crores in Q1FY13 versus ₹1,053 cores in Q1FY12, year-on-year growth of 35%
 - USA Business grows by 78%
 - Europe Business (Other than France) grows by 21% (France declines by 25%)
 - India & Emerging Markets Business grows by 13%
- ☛ Gross Margins at 62% in Q1FY13 versus 64% in Q1FY12
- ☛ EBITDA at ₹502 crores in Q1FY13 versus ₹312 crores in Q1FY12, year-on-year growth of 61%
- ☛ EBITDA margins at 35% in Q1FY13 versus 30% in Q1FY12
- ☛ Profit After Tax at ₹378 crores in Q1FY13 versus ₹194 crores in Q1FY12, year-on-year growth of 95%

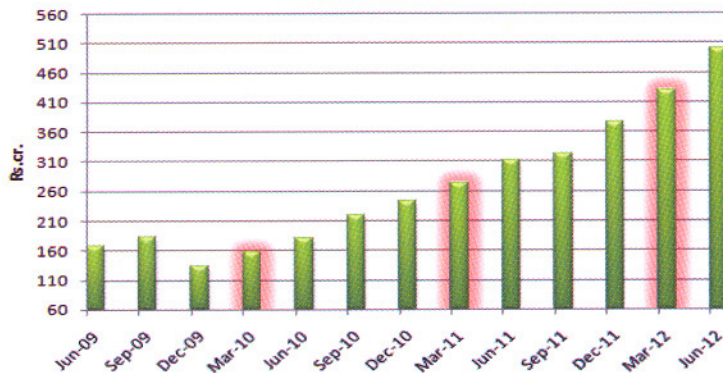
CONTINUED QUARTER ON QUARTER SUSTAINABLE PERFORMANCE:

SALES



- 5th consecutive quarter of sequential growth in Sales
- 8th consecutive quarter of sequential growth in USA Business
- USA Business now contributes 46% of global revenues

EBITDA



- 10th consecutive quarter of sequential growth in EBITDA
- EBITDA Margins at 35% for consecutive 2nd quarter
- One of the highest margins in the industry

FINANCIALS
Consolidated P&L

₹ Crores

Particulars	Q1-FY13	Q1-FY12	Gr%	Q4-FY12	FY12
Revenues from Operations	1,426	1,053	35.4%	1,241	4,614
Material Consumption	542	376	44.1%	397	1,682
Gross Margins	884	677	30.6%	844	2,932
Gross Margin %	62.0%	64.3%		68.0%	63.5%
Staff Cost	153	138	10.9%	181	589
Other Expenditure	229	227	0.9%	234	903
Total Expenditure	924	741	24.7%	812	3,174
EBITDA	502	312	60.9%	429	1,440
EBITDA Margin	35.2%	29.6%		34.6%	31.2%
Interest & Financing Cost					
a. Interest	46	58	-20.7%	48	214
b. (Income)/Expense due to Exchange Rate Fluctuation	19	4		-54	21
Depreciation	30	38	-21.1%	29	123
Other Income	9	5		7	23
Profit/(Loss) Before Tax before exceptional items	416	217	91.7%	413	1,105
Exceptional Item Profit/(Loss)	-7	0		-450	-528
Profit/(Loss) before Tax	409	217	88.5%	-37	577
Provision for Taxation	64	26		-43	62
Deferred Taxation	-34	-4		195	173
Profit/(Loss) After Tax	379	195	94.4%	-189	342
Add: Share of Profit/(Loss) from Associates	-1	-1		-3	1
Net Profit/(Loss)	378	194	94.8%	-192	343
Adjustments:					
Divestment (Profit)/Loss					
France Restructuring (Profit) / Loss				-85	-100
Settlement / Derivatives				42	134
CDR Recompense	7			160	160
Goodwill write off (Negma - France)				333	333
Others Exceptional items					
Tax impact of above	-2			-58	-70
Deferred Tax impact of above				210	147
Adjusted PAT	383	194	97.4%	410	947

In case you need further clarification, please write to our Investor Service Cell, Wockhardt Limited, Wockhardt Towers, Bandra-Kurla Complex, Bandra East, Mumbai 400 051 (or) email vkhetan@wockhardt.com